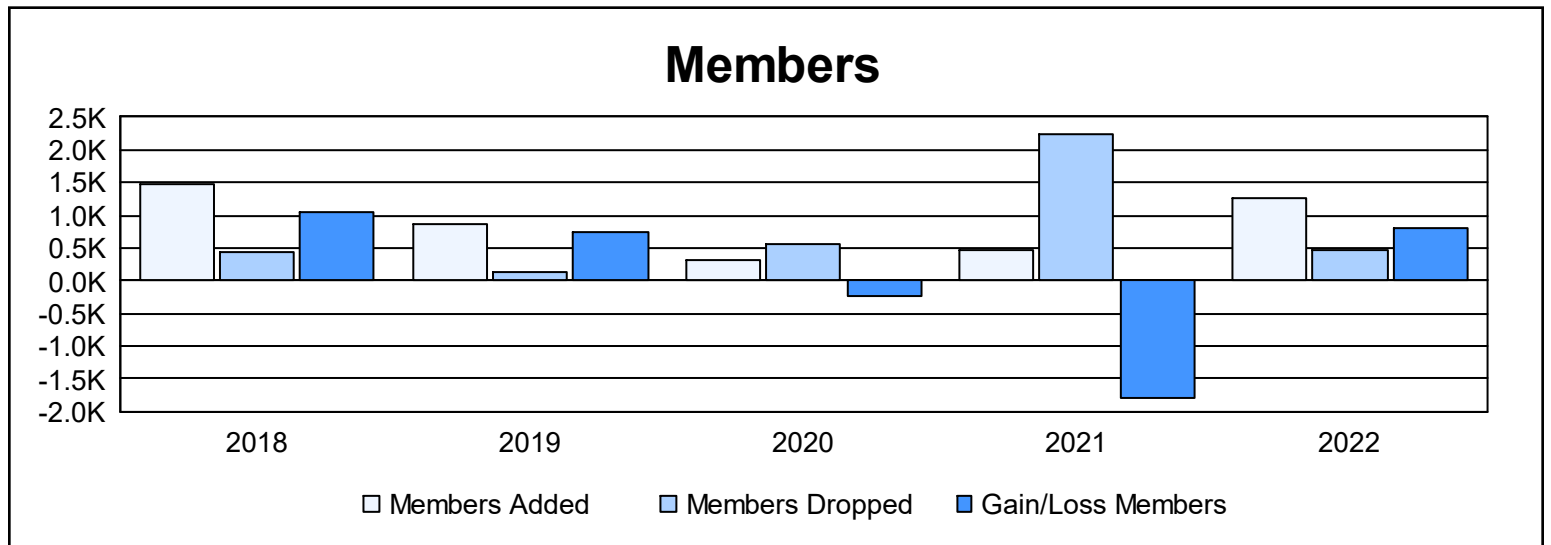
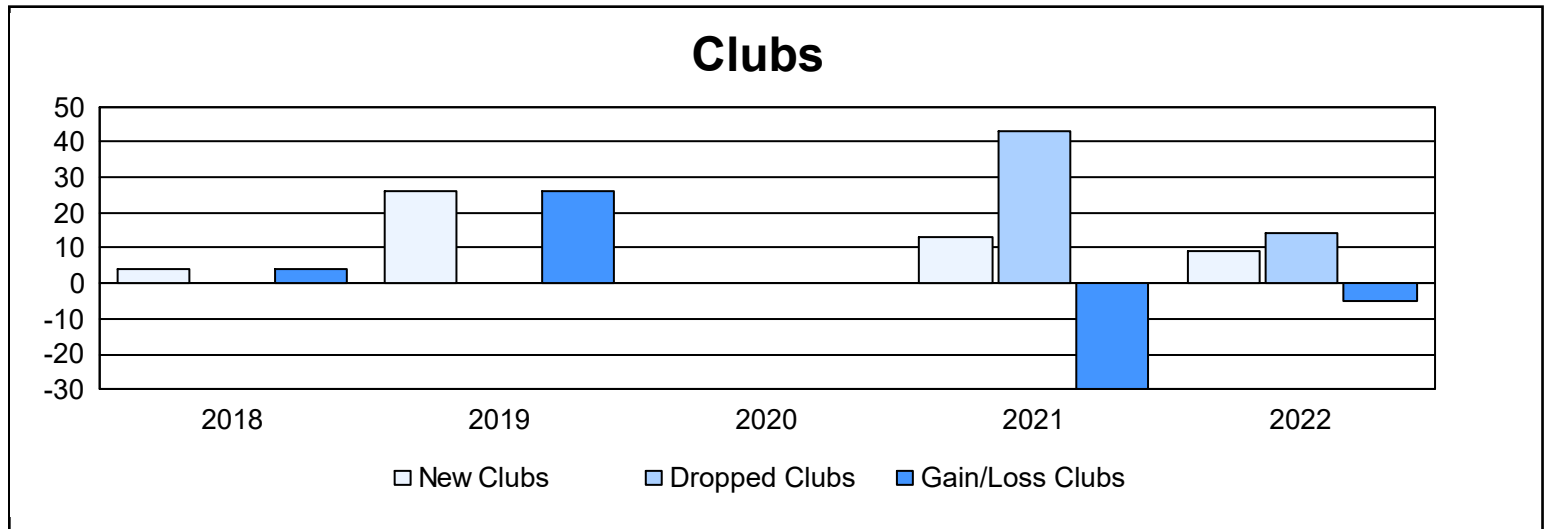
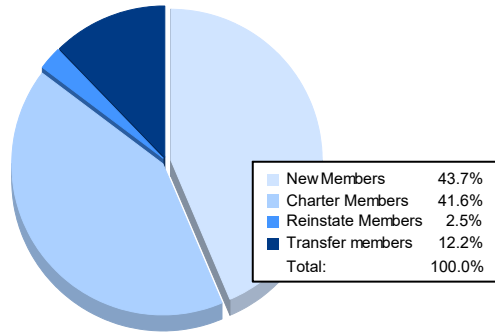


| Year           | New Clubs | Dropped Clubs | Gain/ Loss Clubs | New Members | Charter Members | Reinstate Members | Transfer Members | Total Member Added | Total Members Dropped | Gain/ Loss Members |
|----------------|-----------|---------------|------------------|-------------|-----------------|-------------------|------------------|--------------------|-----------------------|--------------------|
| 2017-2018      | 4         | 0             | 4                | 691         | 409             | 338               | 42               | 1,480              | 436                   | 1,044              |
| 2018-2019      | 26        | 0             | 26               | 208         | 557             | 63                | 37               | 865                | 128                   | 737                |
| 2019-2020      | 0         | 0             | 0                | 187         | 44              | 7                 | 85               | 323                | 561                   | -238               |
| 2020-2021      | 13        | 43            | -30              | 95          | 333             | 1                 | 26               | 455                | 2,250                 | -1,795             |
| 2021-2022      | 9         | 14            | -5               | 556         | 530             | 32                | 155              | 1,273              | 455                   | 818                |
| <b>Average</b> | <b>10</b> | <b>11</b>     | <b>-1</b>        | <b>347</b>  | <b>375</b>      | <b>88</b>         | <b>69</b>        | <b>879</b>         | <b>766</b>            | <b>113</b>         |



### Membership Composition June 2022 Cumulative



### Gender Composition June 2022 Cumulative

